



#### Colour Legend

- Retroreflective white
- Black (legend and border)

#### Notes

1. This sign maybe used to notify long vehicles that a U-Turn facility is located some distance ahead.
2. \*Insert appropriate distance. e.g 1.
3. Where landscape option is required refer to page 2.



**Queensland  
Government**

Department of Transport and Main Roads  
Infrastructure Management & Delivery Division

Designed  
NA 3/94

Checked  
MC 4/96

Scale  
Not to Scale

## INFORMATION SIGN

"U TURN FACILITY ... km AHEAD"

APPROVED AS OFFICIAL TRAFFIC SIGN

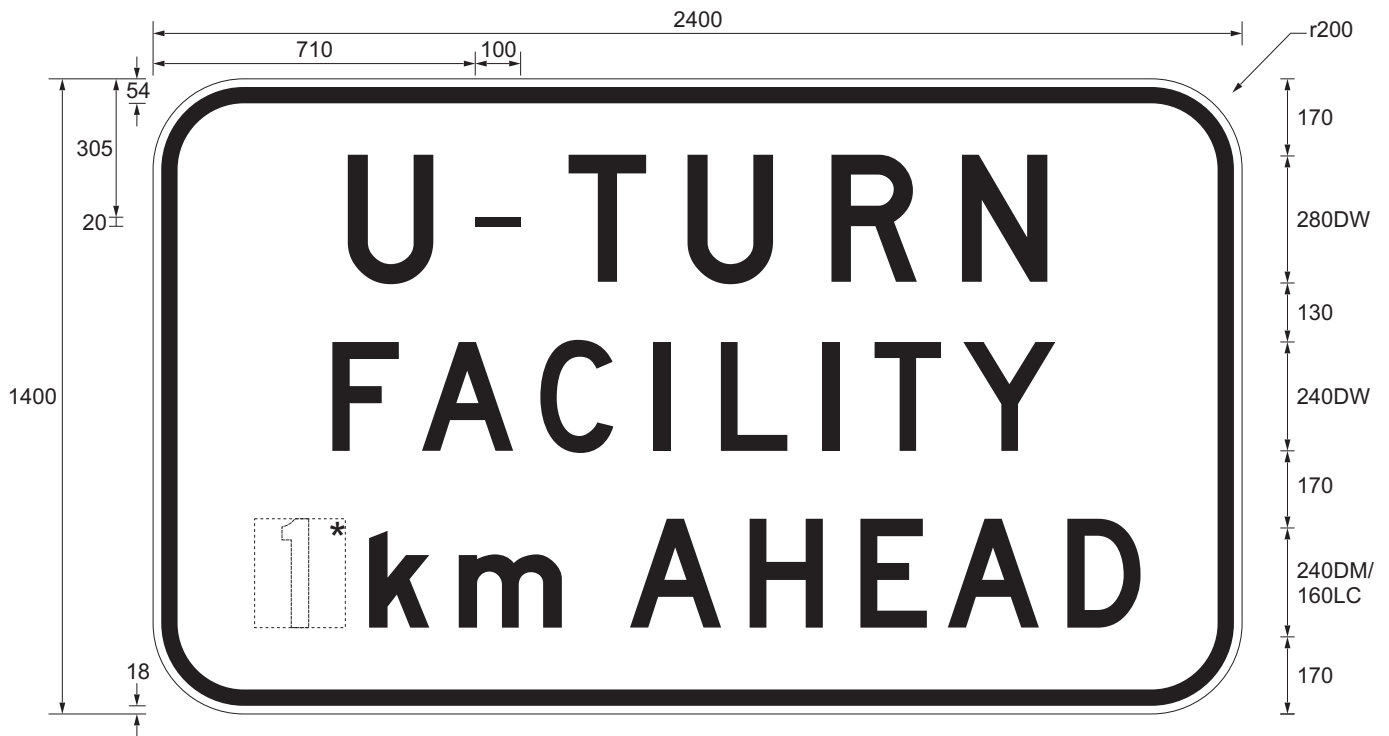
*[Signature]*  
PRINCIPAL ENGINEER  
(Traffic Engineering)

11/09/15  
Date



**TC9634\_1**

Page 1 of 6

A	B	C		
---	---	---	--	--



#### Colour Legend

	Retroreflective white
	Black (legend and border)

#### Notes

1. This sign maybe used to notify long vehicles that a U-Turn facility is located some distance ahead.
2. \*Insert appropriate distance. e.g 1.
3. Where portrait option is required refer to page 1.



**Queensland  
Government**

Department of Transport and Main Roads  
Infrastructure Management & Delivery Division

Designed  
NA 3/94

Checked  
MC 4/96

Scale  
Not to Scale

### INFORMATION SIGN "U TURN FACILITY ... km AHEAD"

APPROVED AS OFFICIAL TRAFFIC SIGN

  
PRINCIPAL ENGINEER  
(Traffic Engineering)

11/09/15  
Date

**TC9634\_2**

Page 2 of 6

A	B	C		
---	---	---	--	--



#### Colour Legend

- Retroreflective white
- Black (legend and border)

#### Notes

1. This sign maybe used to notify long vehicles that a U-Turn facility is located ahead on the right or left side of the road.
2. \*If the distance is greater than 500 metres insert appropriate distance in kilometres. e.g .1
3. \*\* Insert "km" or "m" where appropriate.
4. # Insert RIGHT or LEFT as appropriate.
5. Where landscape option is required refer to page 4.



**Queensland  
Government**

Department of Transport and Main Roads  
Infrastructure Management & Delivery Division

Designed  
NA 3/94

Checked  
MC 4/96

Scale  
Not to Scale

## INFORMATION SIGN

"U TURN FACILITY ... km / m AHEAD  
ON RIGHT / LEFT"

APPROVED AS OFFICIAL TRAFFIC SIGN


*R. King*  
PRINCIPAL ENGINEER  
(Traffic Engineering)

11/09/15  
Date

**TC9634\_3**

Page 3 of 6

A B C



### Colour Legend

- Retroreflective white
- Black (legend and border)

### Notes

1. This sign maybe used to notify long vehicles that a U-Turn facility is located ahead on the right or left side of the road.
2. \*If the distance is greater than 500 metres insert appropriate distance in kilometres. e.g .1
3. \*\* Insert "km" or "m" where appropriate.
4. # Insert RIGHT or LEFT as appropriate.
5. Where portrait option is required refer to page 3.



**Queensland  
Government**

Department of Transport and Main Roads  
Infrastructure Management & Delivery Division

Designed  
NA 3/94

Checked  
MC 4/96

Scale  
Not to Scale

**INFORMATION SIGN**  
"U TURN FACILITY ... km / m AHEAD  
ON RIGHT / LEFT"

APPROVED AS OFFICIAL TRAFFIC SIGN

*[Signature]*  
PRINCIPAL ENGINEER  
(Traffic Engineering)

11/09/15  
Date

**TC9634\_4**

Page 4 of 6

A B C



#### Colour Legend

- Retroreflective white
- Black (legend and border)

#### Notes

1. This sign maybe used to notify long vehicles that a U Turn facility is located ahead in an established designated rest area.
2. The sign should be installed a 100 metres further on from the standard advance rest area service sign.
3. Where landscape option is required refer to page 6.



**Queensland  
Government**

## INFORMATION SIGN

"U TURN FACILITY  
AT REST AREA"

Department of Transport and Main Roads  
Infrastructure Management & Delivery Division

APPROVED AS OFFICIAL TRAFFIC SIGN

11/09/15  
Date

**TC9634\_5**

Page 5 of 6

Designed  
TV 9/15

Checked  
DJ 9/15

Scale  
Not to Scale

*R King*  
PRINCIPAL ENGINEER  
(Traffic Engineering)

A	B	C		
---	---	---	--	--



#### Colour Legend

- Retroreflective white
- Black (legend and border)

#### Notes

1. This sign maybe used to notify long vehicles that a U Turn facility is located ahead in an established designated rest area.
2. The sign should be installed a 100 metres further on from the standard advance rest area service sign.
3. Where portrait option is required refer to page 5.



**Queensland  
Government**

## INFORMATION SIGN

"U TURN FACILITY  
AT REST AREA"

Department of Transport and Main Roads  
Infrastructure Management & Delivery Division

APPROVED AS OFFICIAL TRAFFIC SIGN

11/09/15  
Date

*R. King*  
PRINCIPAL ENGINEER  
(Traffic Engineering)

**TC9634\_6**

Page 6 of 6

Designed  
TV 9/15

Checked  
DJ 9/15

Scale  
Not to Scale

A B C